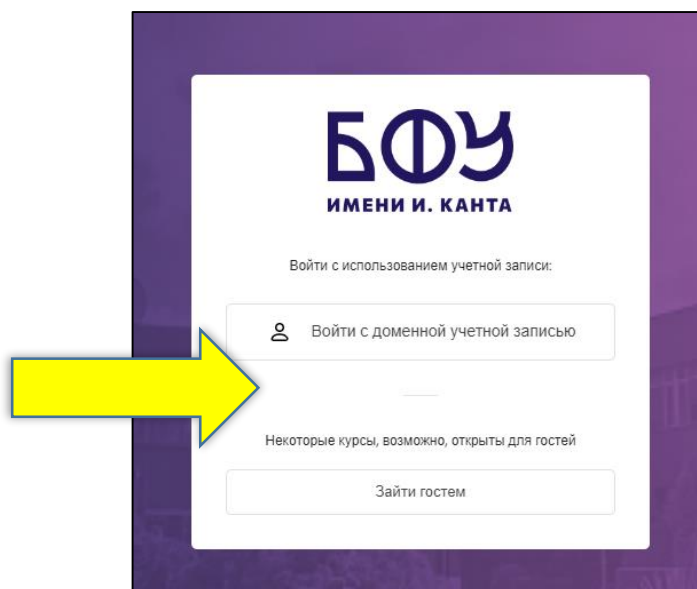
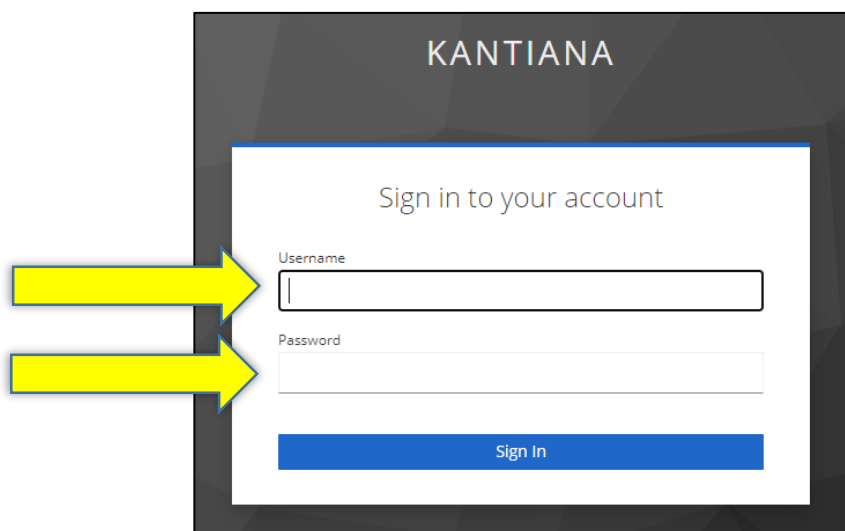


How to Access Your IKBFU Account

Log in to your university account on the eios.kantiana.ru website through the following [link](#), then click «Войти с доменной учетной записью».



Enter your student email as your username (e.g. MRSoftya@stud.kantiana.ru) along with your student password, then click the “Sign in” button («Войти»).



For any additional questions please contact mrssoftya@kantiana.ru. Working hours: Monday–Friday, 10:00–15:00.

Can't sign in to your university account?

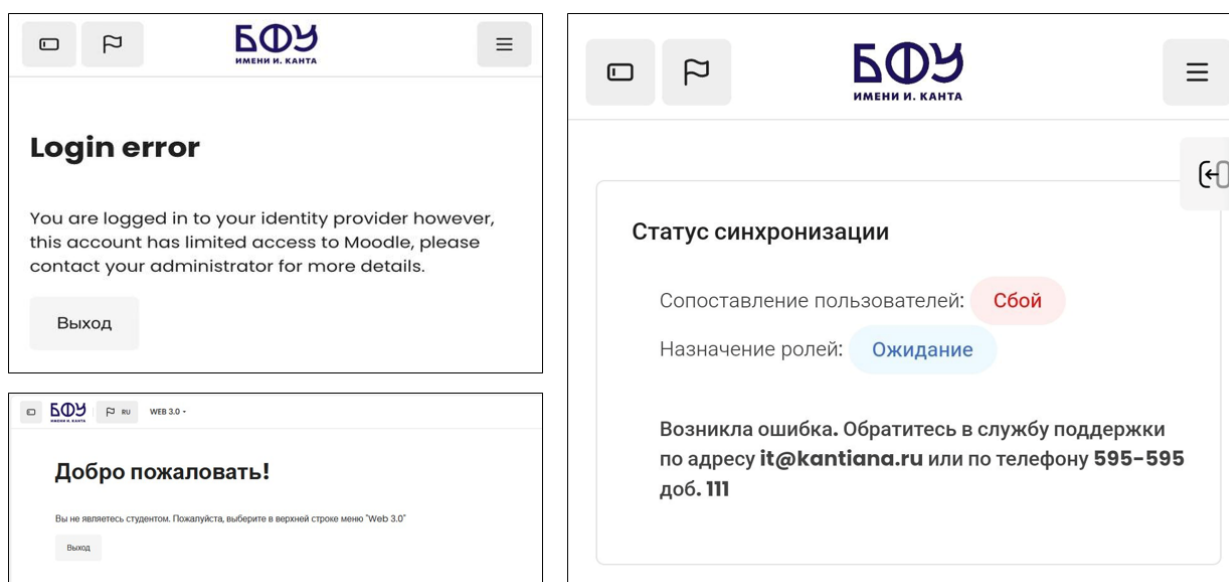
(1) Make sure that there isn't a typo in your username or password and that you've entered your full student email address (e.g. MRSofya@stud.kantiana.ru);

(2) If you have auto-filling enabled, enter the password in any text editor, then copy and paste it into the password field;

(3) If you still cannot sign in to your account, contact the IT department:

- via email: it@kantiana.ru
- via Telegram: https://t.me/bfu_student_bot

If you experience any of the following technical errors (see screenshots below) when logging into your personal account



Contact the IT department (explain the problem and attach a screenshot):

- via email: it@kantiana.ru
- via Telegram: https://t.me/bfu_student_bot

Once the problem has been resolved, contact your professor and request to be included in a course.